

NATIONAL PUBLIC PROSECUTION AUTHORITY



NPPA QUARTERLY PROGRESS REPORT
July - September 2020

CONTENTS

1. INTRODUCTION.....	2
2. NPPA STAFF.....	5
3. BUDGET EXPENDITURE BY ACTIVITY (July - September 2020).....	5
4. NPPA ACHIEVEMENTS (July - September 2020)	7
4.1. CASES RECEIVED AND HANDLED.....	7
4.2. CASES PRONOUNCED AND THE CONVICTION RATE.....	14
4.3. PROSECUTION OF FUGITIVES SUSPECTED OF HAVING COMMITTED THE GENOCIDE AGAINST TUTSI IN 1994	15
4.4. TRIAL OF GENOCIDE FUGITIVES' CASES TRANSFERRED TO RWANDA	15
4.5. ACHIEVEMENTS IN PROSECUTING ECONOMIC AND FINANCIAL CRIMES	17
4.6. ACHIEVEMENTS IN PROSECUTING EMERGING AND OTHER CRIMES WITH SPECIAL IMPACT ON RWANDAN SOCIETY	19
4.7. ACHIEVEMENT IN IMPROVING THE QUALITY OF CRIMINAL RECORD	24
SERVICES.....	24
4.8. ACHIEVEMENTS IN PROTECTING AND ASSISTING VICTIMS AND WITNESSES.....	24
4.9. OTHER ACHIEVEMENTS REALIZED BY NPPA.....	25
4.9.1. INTERNATIONAL COOPERATION.....	25
4.9.2. OUTREACH AND PUBLIC RELATIONS PROGRAMME.....	25
4.9.3. RECEIVING AND RESOLVING COMPLAINTS FROM THE PUBLIC	26
4.9.4. INSPECTING FILES HANDLED BY PROSECUTORS.....	26
4.9.5. CAPACITY DEVELOPMENT OF NPPA STAFF	26
4.9.6. FUNDS DEPOSITED INTO PUBLIC TREASURY.....	26
4.10. CHALLENGES ENCOUNTERED AND WAY FORWARD	27
5. CONCLUSION.....	28

1. INTRODUCTION

The National Public Prosecution Authority (NPPA) is one of the JRLOS' institutions, contributing to the achievement of the National Strategy for Transformation (NST₁) and Sector Strategic Plan known as Justice, Reconciliation, Law and Order. The specific contribution of NPPA in achieving those priorities is "Improving quality of Prosecution services."

i. Vision

The NPPA current vision is stated as "Rwandan citizens and foreigners living on the territory of RWANDA live in safety and in fully-fledged liberty in a country, where justice is enthroned."

ii. Mission

The mission of an entity defines the day to day operations of an organization in very broad terms and translates the vision into action and quantifiable results areas.

The mission of NPPA is to "Ensure safety and security of people and their property, by prosecuting criminal offenders and bring them to justice with equal treatment, according to the constitution of Rwanda and international legal standards."

iii. Responsibilities of the National Public Prosecution Authority

As provided for by article 3 of the Law N° 014/2018 of 04/04/2018 determining the organization, functioning and competence of the National Public Prosecution Authority and of the Military Prosecution Department: the National Public Prosecution Authority has the overall responsibility for investigating and prosecuting offences throughout the country.

More specifically, NPPA has the following responsibilities:

01. To investigate international crimes perpetrated in RWANDA and track down suspected perpetrators thereof;
02. To investigate and prosecute international and cross-border crimes;
03. To investigate and prosecute economic and financial crimes;
04. To investigate and prosecute crimes related to gender-based violence, child abuse and family crimes;

05. To investigate and prosecute crimes related to the illegal use of narcotic drugs and psychotropic substances;
06. To investigate and prosecute the crime of genocide ideology, negation and minimization of genocide and other related crimes and crimes related to discrimination and sectarianism practices;
07. To investigate and prosecute cybercrimes;
08. To conduct research into ordinary crimes and international crimes perpetrated in RWANDA;
09. To issue and keep copies of criminal records;
10. To provide protection and assistance for victims and witnesses.

iv. Strategic objectives of the institution

The overall objective of NPPA is “To improve quality of prosecution services in order to help the government of RWANDA to achieve National Strategy for Transformation (NST₁) and Sector Strategic Plan known as Justice, Reconciliation, Law and Order.”

In order to realize this objective, the following specific objectives will be pursued between 2018 and 2024:

01. To improve quality of prosecution services in order to increase public trust and confidence;
02. To improve ability of NPPA and RIB as partners to deal with and litigate successfully criminal cases;
03. To improve domestically & abroad, the prosecution of genocide fugitives;
04. To improve the ability of NPPA to investigate and prosecute emerging crimes;
05. To speed up prosecution of persons suspected to be involved in embezzlement and misappropriation of public funds.
06. To increase satisfaction rate of victims and witness with the protection and support services;
07. To improve management of seized, frozen and confiscated assets.

v. The operational plan

In order to achieve the overall objective of NPPA, the Action (operational) Plan 2020-2021 makes a clear commitment to delivering a series of operational results or targets as follows:

01. To handle approximately 99% of received cases and reduce cases filed before courts up to 67%;
02. To increase the conviction rate up to approximately 94%;
03. To carry out the assessment of all cases judged in *absentia* which were transferred from the Jurisdiction of GACACA Courts and handle approximately 300 genocide fugitives cases;
04. To speed up the prosecution of cases from AG¹ Report, by handling 100% of 2017-18 AG Report and 70% of 2018-19 AG Report, as well as other economic and financial crimes in general at 99%;
05. To improve the prosecution of emerging crimes ² by increasing the conviction rate up to 84%;
06. To improve the quality of criminal record services (by recording information for 114,968 persons convicted by courts into revamped criminal record software).

As provided for by article 25 of the Law N° 014/2018 of 04/04/2018 determining the organization, functioning and competence of the National Public Prosecution Authority and of the Military Prosecution Department: “The Prosecutor General submits to the Minister in charge of justice a quarterly report related to the performance of the National Public Prosecution Authority with copies to the President of the Republic and the Prime Minister.”

Based on the above mentioned strategic and operational orientation of NPPA, this report highlights the main achievements from July up to September 2020, specifically on the following key performance indicators:

01. The number of case files that Rwanda Investigation Bureau (RIB) transmitted to NPPA for analysis and the percentage of cases handled;
02. The number of pronounced cases and the conviction rate at all levels;
03. Investigations completed, genocide fugitives’ cases handled and indictments drafted and sent;
04. Persons suspected to be involved in embezzlement and misappropriation of public funds prosecuted;
05. Emerging and special crimes handled and their conviction rate;
06. Number of criminal record certificates issued and data for convicted persons recorded in the criminal record software.

¹ Auditor General.

² Human trafficking, terrorism, cybercrimes, money laundering, drug abuse & trafficking.

In cooperation with other countries in fighting against impunity, this report also shows different delegates received by the Prosecutor General and rogatory commissions received and assisted.

2. NPPA STAFF

S/N	Post	Male		Female		Total
		Number	%	Number	%	
1	Senior managers (PG ³ , DPG ⁴ , SG ⁵ & IG ⁶)	3	75	1	25	4
2	Inspectors	4	80	1	20	5
3	National prosecutors	17	71	7	29	24
4	Chief prosecutors and heads of units	10	67	5	33	15
5	Prosecutors at the intermediate level	48	60	32	40	80
6	Prosecutors at the primary level	28	49	29	51	57
7	Assistants to prosecutors	31	35	57	65	88
8	Support staff	45	54	38	46	83
Total		186	52	170	48	356

3. BUDGET EXPENDITURE BY ACTIVITY (July - September 2020)

ACTIVITY	BUDGET USED
To prosecute criminal offenders and represent the prosecution before courts	861,436,323
To track genocide fugitives, handling their cases and follow up cases tried abroad	114,853,308
To prosecute persons involved in economic and financial crimes	76,441,085
To inspect cases processed by all prosecutors	74,132,238
To protect victims and witnesses of crimes	34,027,395
To issue criminal record certificates	23,750,453
To cooperate with other countries in fighting against criminality	20,027,456

³ Prosecutor General.

⁴ Deputy Prosecutor General.

⁵ Secretary General.

⁶ Inspector General.

To implement Smart NPPA Project	46,978,052
Other activities carried out	227,543,817
Total budget spent from July - September 2020	1,479,190,128

✓ *Note: From July up to September 2020, 22.5% of the total budget (6,585,083,894 Frw) was used in different activities as highlighted above.*

4. NPPA ACHIEVEMENTS (July - September 2020)

Based on its competence provided for by the Law, specific objectives contained in its fourth Strategic Plan, series of operational targets as indicated in 2020-2021 NPPA's performance contract and operational plan and based on the performance indicators, in both quality and quantity, NPPA achieved the following activities:

4.1. CASES RECEIVED AND HANDLED

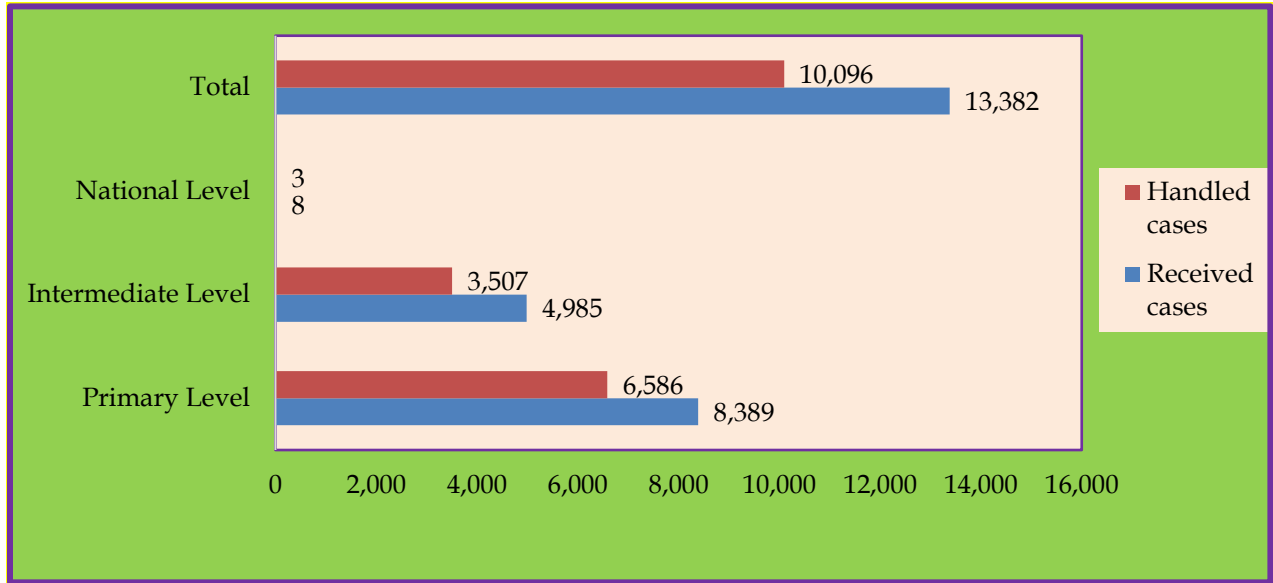
- ❖ **Target one: To increase the percentage of cases handled by NPPA to approximately 99% and reduce cases filed before courts up to 67%**

Table one indicates the number of case files that RIB transmitted to NPPA and the percentage of handled cases at each prosecutorial level.

Table one: Cases received and handled (July-September 2020)

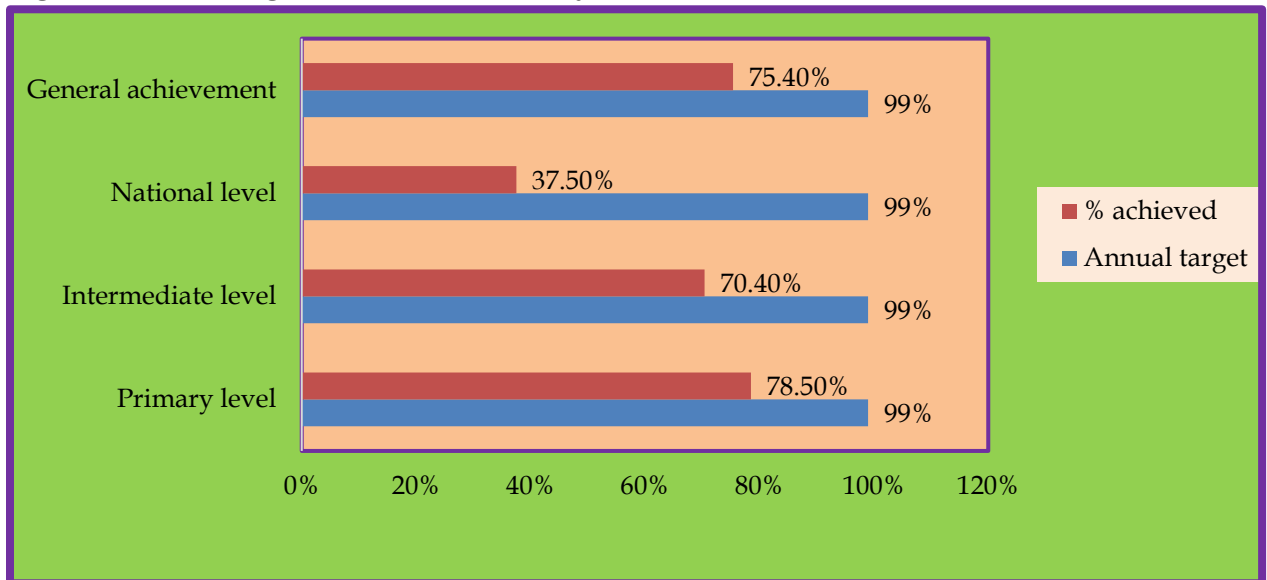
Prosecution Level	Received cases	Suspects involved			Cases filed before courts	Closed cases	Total cases handled	Pending cases	%
		Female	Male	Total					
Primary level	8,389	1,526	9,263	10,789	4,009	2,577	6,586	1,803	78.5
Intermediate level	4,985	965	5,721	6,686	2,438	1,069	3,507	1,478	70.4
National level	8	5	37	42	2	1	3	5	37.5
Total	13,382	2,496	15,021	17,517	6,449	3,647	10,096	3,286	75.4

Figure one: Cases received and handled by each prosecution level



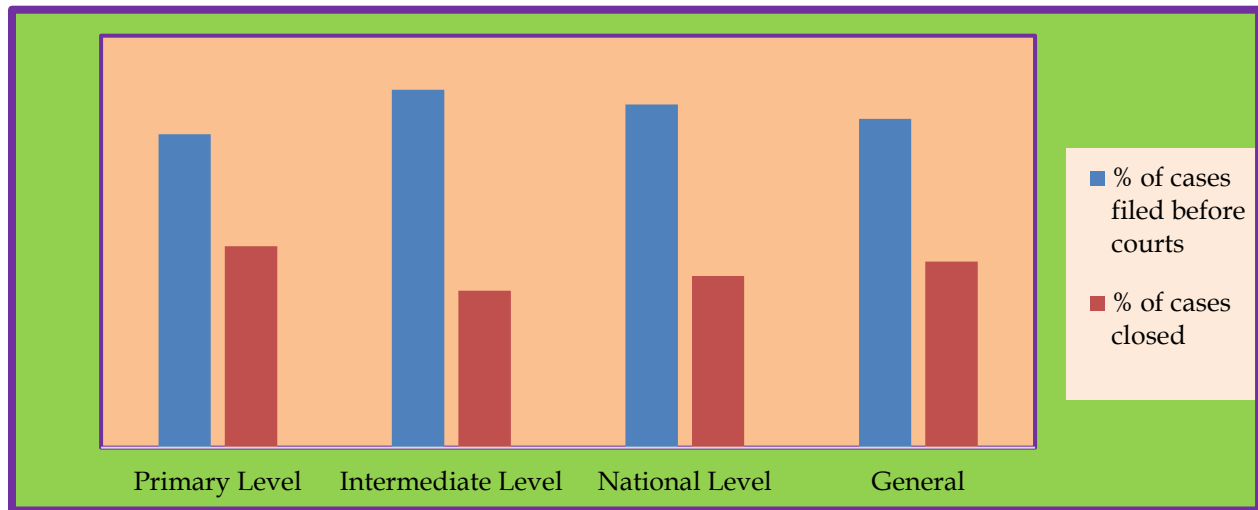
✓ *Note: From July up to September 2020, among 13,382 cases received, 10,096 cases were handled and 3,286 cases were still pending at the end of September 2020.*

Figure 2: Percentage of cases handled by each prosecution level



✓ *Note: Among 13,382 cases received, 10,096 cases equivalent to 75.4% cases were handled, while the target for this activity is 99%, meaning that the achievement is still low.*

Figure 3: Percentage of cases filed before courts by each prosecution level



- ✓ **Note:** As observed above, the NPPA's target to reduce the percentage of cases filed before courts by reinforcing the implementation of other alternative dispute resolutions, was achieved.

TEN (10) CRIMES MOSTLY COMMITTED DURING 3 MONTHS

The table below highlights 10 crimes mostly committed from July to September 2020

10 Crimes mostly committed

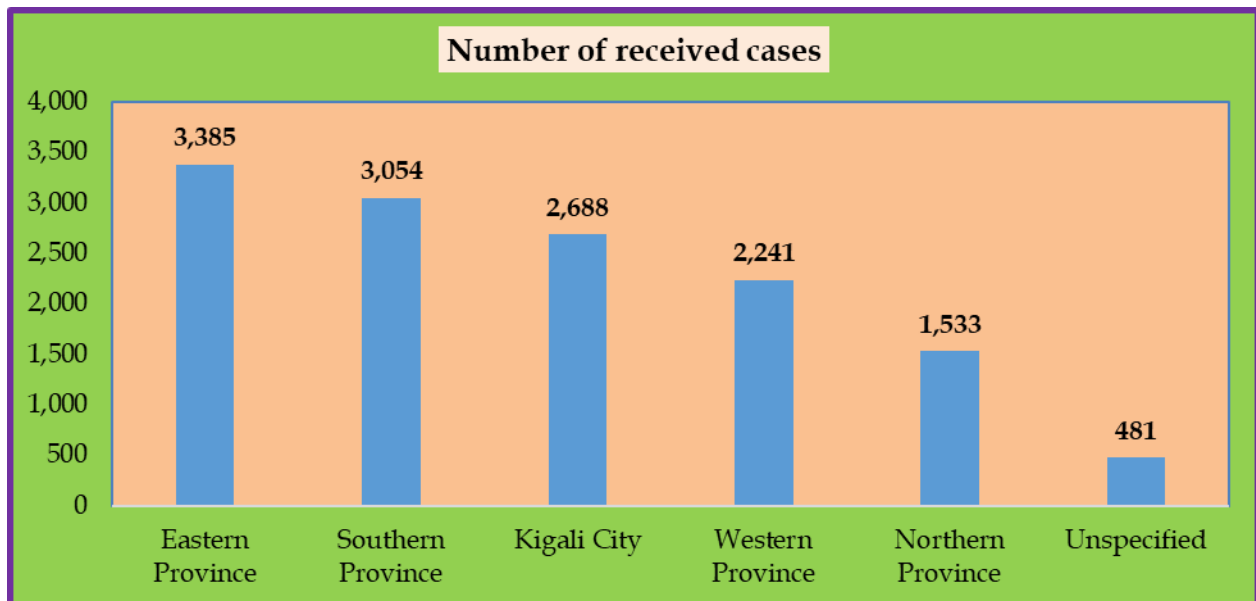
S/N	Crimes	Number of cases received	% of those cases /all received cases
1	Intentional assault or battery	4,457	33.3
2	Theft	2,756	20.6
3	Child defilement	1,064	8.0
4	Drug abuse and trafficking	907	6.8
5	Use of threats	719	5.4
6	Harassment of a spouse	606	4.5
7	Road traffic offence	435	3.3
8	Fraud	430	3.2
9	Breach of trust	391	2.9
10	Damaging or plundering of trees, crops and agricultural tools	319	2.4
Total cases for 10 crimes		12,084	90.3
Total cases for all crimes		13,382	100.0

- Only **10** crimes represent **90.3%** of all cases received, other remaining crimes represent **9.7 %**.
- Among **13,382** cases received, **33.3%** constitutes intentional assault or battery, **20.6%** constitutes theft, while **8.0%** is child defilement.
- **12.4%** of all cases is SGBV⁷ specifically child defilement and harassment of a spouse.

✓ *Note: Based on the data above, a research is needed for appropriate measures.*

CRIMINALITY RATE PER PROVINCE and KIGALI CITY

S/N	Province and Kigali city	Number of received cases	Criminality rate ⁸
1	Eastern Province	3,385	25.3
2	Southern Province	3,054	22.8
3	Kigali City	2,688	20.1
4	Western Province	2,241	16.7
5	Northern Province	1,533	11.5
6	Unspecified ⁹	481	3.6
Total		13,382	100.0



⁷ Sexual and Gender Based Violence.

⁸ % of cases registered by Province/all cases registered in general.

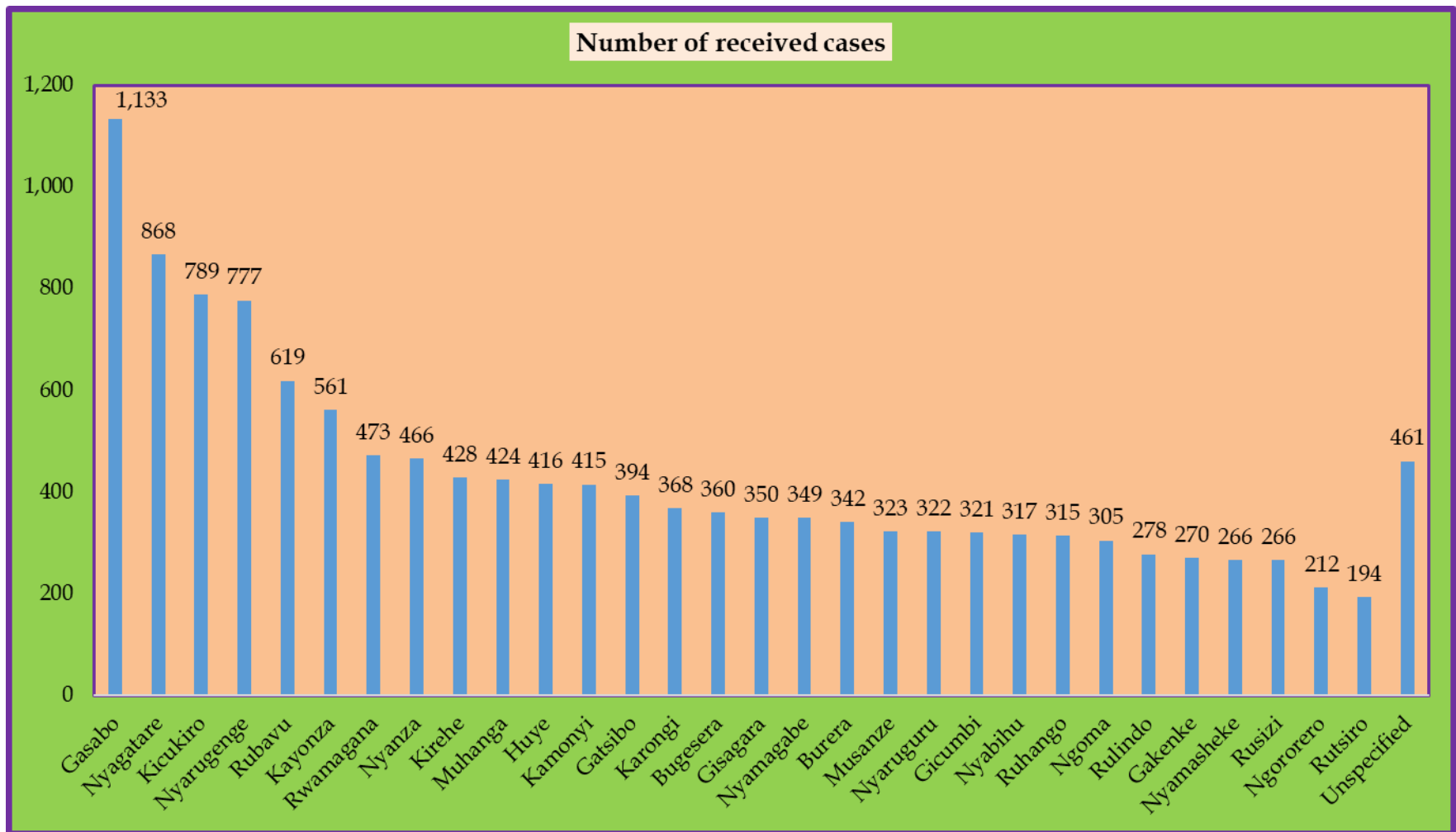
⁹ The province, where the crime occurred is not highlighted in general information.

- ✓ *Note: Since 2016, the criminality rate is highly increasing, especially in Eastern and Southern Province. Before 2016, Kigali City ranked number one in general in registering many cases.*

CRIMINALITY RATE PER DISTRICT

S/N	District	Number of received cases	Criminality rate
1	Gasabo	1,133	8.5
2	Nyagatare	868	6.5
3	Kicukiro	789	5.9
4	Nyarugenge	777	5.8
5	Rubavu	619	4.6
6	Kayonza	561	4.2
7	Rwamagana	473	3.5
8	Nyanza	466	3.5
9	Kirehe	428	3.2
10	Muhanga	424	3.2
11	Huye	416	3.1
12	Kamonyi	415	3.1
13	Gatsibo	394	2.9
14	Karongi	368	2.7
15	Bugesera	360	2.7
16	Gisagara	350	2.6
17	Nyamagabe	349	2.6
18	Burera	342	2.6
19	Musanze	323	2.4
20	Nyaruguru	322	2.4
21	Gicumbi	321	2.4
22	Nyabihu	317	2.4
23	Ruhango	315	2.4
24	Ngoma	305	2.3
25	Rulindo	278	2.1
26	Gakenke	270	2.0
27	Nyamasheke	266	2.0

28	Rusizi	266	2.0
29	Ngororero	212	1.6
30	Rutsiro	194	1.4
31	Unspecified	461	3.4
Total		13,382	100.0



✓ **Note:** As highlighted in figures above, the criminality rate is high in Gasabo, Nyagatare, Kicukiro, Nyarugenge and Rubavu, whilst it is low in Rutsiro, Ngororero, Rusizi, Nyamasheke and Gakenke.

4.2. CASES PRONOUNCED AND THE CONVICTION RATE

❖ **Target two: To increase the conviction rate up to 94%**

Table two indicates the number of case files pronounced and the conviction rate in general.

Table 2: Cases pronounced and conviction rate at 1st instance (July -September 2020)

Court level	Pronounced cases	Accused			Won cases	Lost cases	Conviction rate
		Female	Male	Total			
Primary court	3,270	459	4,067	4,526	3,024	246	92.5
Intermediate court	1,666	322	2,159	2,481	1,444	222	86.7
High court	7	2	10	12	6	1	85.7
Total	4,943	783	6,236	7,019	4,474	469	90.5

✓ *Note: The target of increasing the conviction rate was not achieved at first instance. We achieved 90.5%, while we targeted 94%.*

Table 3: Cases pronounced and conviction rate at the Appeal level (July - September 2020)

Court level	Cases pronounced at the Appeal level	Accused			Won cases	Lost cases	Conviction rate
		Female	Male	Total			
Intermediate court	792	83	839	922	757	35	95.6
High court	693	126	781	907	646	47	93.2
Court of Appeal	27	3	38	41	26	1	96.3
Total	1,512	212	1658	1870	1,429	83	94.5

✓ *Note: The target of increasing the conviction rate was achieved at the Appeal level. We achieved 94.5%, while we targeted 94%.*

4.3. PROSECUTION OF FUGITIVES SUSPECTED OF HAVING COMMITTED THE GENOCIDE AGAINST TUTSI IN 1994

- ❖ **Target Three: Speed up the prosecution of fugitives suspected of having committed the genocide against the Tutsi by carrying out the assessment of all cases judged in *absentia* which were transferred from the Jurisdiction of GACACA Courts and handling around 300 genocide fugitives cases**

In assessing GACACA cases judged in *absentia*, NPPA requested MINALOC to facilitate in collecting all required information on persons convicted by GACACA Courts but who have not yet served their sentences.

From July until September 2020, 10 genocide fugitives' cases were completely investigated, 4 indictments were draft and 1 was sent.

One rogatory commission emanating from FRANCE was received and assisted in carrying out investigations on 17 genocide fugitive' suspects sheltered by FRANCE.

4.4. TRIAL OF GENOCIDE FUGITIVES' CASES TRANSFERRED TO RWANDA

- a. **Case trials before the International Crimes Chamber of Rwanda's High Court and Court of Appeal (CoA)**

S/N	Case	Status
1	Dr. MUGESERA Léon	On 25 September 2020, the CoA sentenced him to the life imprisonment.
2	Pasteur UWINKINDI Jean	The case was closed in CoA, the pronouncement is scheduled on 27 November 2020.
3	MUNYAGISHARI Bernard	The case is still ongoing before the CoA.
4	MBARUSHIMANA Emmanuel	The case is still ongoing before the CoA.
5	NTAGANZWA Ladislas	On 28 May 2020, the HCCI sentenced him to life imprisonment and the accused has appealed in CoA.

6	MUGIMBA Jean Baptiste	The case has closed in HCCI, the pronouncement is scheduled on 14 January 2021.
7	IYAMUREMYE Jean Claude	The case is ongoing before the HCCI.
8	TWAGIRAMUNGU Jean	The case is ongoing before the HCCI.
9	TWAGIRAYEZU Wenceslas	The case is ongoing before the HCCI.
10	NKAKA Ignace & NSEKANABO Jean Pierre	The case is ongoing before HCCI.
11	NSABIMANA Callixte alias Sankara	The case is ongoing before the HCCI.

4.5. ACHIEVEMENTS IN PROSECUTING ECONOMIC AND FINANCIAL CRIMES

- ❖ **Target Four: Speed up the prosecution of cases from AG Reports [100% of 2017-18 AG Report and 70% of 2018-19 AG Report] and other economic and financial crimes**

a. Economic and financial crimes handled (July -September 2020)

Crimes	Received cases	Suspects involved			Filed cases	Closed cases	Total cases handled	Pending cases	%
		Female	Male	Total					
Bribery	91	20	99	119	49	8	57	34	62.6
Embezzlement of funds	89	38	143	181	31	6	37	52	41.6
Misuse of property of public interest	16	5	28	33	1	1	2	14	12.5
Public tender related offenses	3	0	4	4	1	2	3	0	100.0
Illegal exemption	3	0	3	3	0	1	1	2	33.3
Issuing a bouncing cheque	235	48	187	235	46	165	211	24	89.8
Total	437	111	464	575	128	183	311	126	71.2

- ✓ ***Note:** The target of speeding up the prosecution of economic and financial crimes was not achieved during this quarter, due mainly to some measures to fight against COVID 19. The pending cases are planned to be cleared during 3 remaining quarters.*

b. Cases pronounced and conviction rate (July-September 2020)

Crimes	Pronounced cases	Accused			Won cases	Lost cases	Conviction rate
		Female	Male	Total			
Embezzlement of funds	41	17	54	71	28	13	68.3
Corruption (Bribery)	52	8	58	66	39	13	75.0
Public procurement related offences	4	2	3	5	3	1	75.0
Misuse of property of public interest	5	4	4	8	4	1	80.0
Issuing a bouncing cheque	13	3	18	21	12	1	92.3
Total	115	34	137	171	86	29	74.8

c. Summary of NPPA actions regarding the 2017-2018 AG Report

i. Cases from the 2017-2018 AG report

Total cases to handle	Cases filed before courts	Closed cases	Total cases handled	Pending cases	Achievement (%)
93	3	34	37	56	39.7%

ii. Public funds returned without trial

Cases	Number of suspects who returned public funds	Amount returned
28	43	463,895,326 Frw

iii. Fines charged without trial

Cases	Number of suspects charged	Amount of fine charged
1	7	7,000,000 Frw

4.6. ACHIEVEMENTS IN PROSECUTING EMERGING AND OTHER CRIMES WITH SPECIAL IMPACT ON RWANDAN SOCIETY

- ❖ Target five: Improve the prosecution of emerging and special crimes¹⁰ by increasing the conviction rate up to 84%

i. PROSECUTING EMERGING CRIMES

- ✓ Cases received and handled (July - September 2020)

Crimes	Received cases	Suspects involved			Filed cases	Closed cases	Total cases handled	Pending cases	% of cases handled
		Female	Male	Total					
Drugs abuse and trafficking	907	167	958	1,125	589	61	650	257	71.7
Cybercrimes	47	5	46	51	34	10	44	3	93.6
Human trafficking and related crimes	2	2	1	3	0	2	2	0	100.0
Total	956	174	1,005	1,179	623	73	696	260	72.8

¹⁰ Emerging and special crimes: Human trafficking, Cyber-crimes, Money laundering, Terrorism and drug trafficking.

✓ Cases pronounced and conviction rate (July - September 2020)

Crimes	Pronounced cases	Accused			Won cases	Lost cases	Conviction rate
		Female	Male	Total			
Drug abuse and trafficking	600	85	665	750	525	75	87.5
Cyber crimes	12	0	22	22	8	4	66.7
Human trafficking	1	0	1	1	1	0	100.0
Total	613	85	688	773	534	79	87.1

ii. PROSECUTING OTHER CRIMES WITH SPECIAL IMPACT ON RWANDAN SOCIETY

▪ GBV CASES HANDLED AND PRONOUNCED

✓ Table showing GBV cases prosecuted (July - September 2020)

Crimes	Received cases	Suspects involved			Filed cases	Closed cases	Total cases handled	Pending	% of cases handled
		Female	Male	Total					
Child defilement	1,064	30	1,041	1,071	437	308	745	319	70.0
Rape	192	3	198	201	60	77	137	55	71.4
Harassment of a spouse	606	29	578	607	380	95	475	131	78.4
Total	1,862	62	1,817	1,879	877	480	1,357	505	72.9

✓ Conviction rate for GBV crimes (July - September 2020)

Crimes	Pronounced cases	Accused			Won cases	Lost cases	Conviction rate
		Female	Male	Total			
Child defilement	305	9	318	327	208	97	68.2
Harassment of a spouse	256	8	249	257	239	17	93.4
Rape	34	1	39	40	27	7	79.4
Total	595	18	606	327	474	121	79.7

▪ ACHIEVEMENTS IN PROSECUTING MURDER AND RELATED CRIMES

✓ Murder related cases received and handled (July - September 2020)

Crimes	Received cases	Suspects involved			Filed cases	Closed cases	Total cases handled	Pending cases	%
		Female	Male	Total					
Murder	170	44	273	317	92	12	104	66	61.2
Involuntary manslaughter	129	12	117	129	32	62	94	35	72.9
Infanticide	11	11	0	11	7	1	8	3	72.7
Total	310	67	390	457	131	75	206	104	66.5

✓ **Murder related cases pronounced and conviction rate (July - September 2020)**

Crimes	Pronounced cases	Accused			Won cases	Lost cases	Conviction rate
		Female	Male	Total			
Murder	79	14	133	147	70	9	88.6
Infanticide	9	9	0	9	9	0	100.0
Involuntary manslaughter	2	0	2	2	2	0	100.0
Total	90	23	135	158	81	9	90.0

▪ **ACHIEVEMENTS IN PROSECUTING GENOCIDE IDEOLOGY AND RELATED CRIMES**

✓ **Cases received and handled (July - September 2020)**

Crimes	Received cases	Suspects involved			Filed cases	Closed cases	Total cases handled	Pending cases	%
		Female	Male	Total					
Genocide ideology	9	2	7	9	4	3	7	2	78
Discrimination and instigating divisions	25	6	20	26	11	6	17	8	68
Justification of genocide	1	0	1	1	1	0	1	0	100
Disposing of or degrading evidence or information relating to genocide	10	8	25	33	3	0	3	7	30

Stealing or destroying bodies of the victims of genocide	1	0	1	1	0	0	0	1	0
Demolishing, damaging or desecrating a memorial site or a place where bodies of the victims of genocide are laid to rest	4	1	4	5	1	1	2	2	50
Violence against a survivor of genocide	42	15	28	43	13	15	28	14	67
Total	92	32	86	118	33	25	58	34	63

✓ **Pronounced cases and conviction rate (July - September 2020)**

Crimes	Pronounced cases	Accused			Won cases	Lost cases	Conviction rate
		Female	Male	Total			
Genocide ideology	13	1	14	15	8	5	61.5
Discrimination and instigating divisions	11	2	10	12	9	2	81.8
Justification of genocide	1		1	1	1	0	100.0
Disposing of or degrading evidence or information relating to genocide	4	3	9	12	4	0	100.0
Stealing or destroying bodies of the victims of genocide	2	1	1	2	2	0	100.0
Violence against a survivor of genocide	22	8	20	28	22	0	100.0
Total	53	15	55	70	46	7	86.8

4.7. ACHIEVEMENT IN IMPROVING THE QUALITY OF CRIMINAL RECORD SERVICES

- ❖ **Target six: Recording information for 114,968 persons convicted by courts into revamped criminal record software**

From July to September 2020, NPPA issued **29,885** criminal record certificates and **35,862,000 Frw** were deposited into public treasury. In order to keep data and deliver better services, **10,595** records of persons convicted by ordinary courts were recorded into revamped criminal record software.

4.8. ACHIEVEMENTS IN PROTECTING AND ASSISTING VICTIMS AND WITNESSES

- ❖ **Target seven: Improve the services delivered to victims and witnesses by handling their cases up to 99%**

From July to September 2020, the VWSU¹¹ received **626** complaints of which **623** were resolved, while **3** were still pending at the end of September 2020. It shows that **99.5%** of all complaints received, were handled.

a. WITNESS ASSISTED (July to September 2020)

Disaggregation	Defense witnesses	Prosecution witnesses	Rogatory Commission assisted (witnesses)	Total witnesses
Children	0	0	0	0
Men	2	20	83	105
Women	4	13	31	48
Total	6	33	114	153

b. ASSISTANCE TO VICTIMS AND WITNESSES

Assistance was provided to victims and witnesses

Psychological counselling	Medical assistance	Legal assistance	Accommodation	Transport facilities	Meals
15	4	248	9	33	55

¹¹ Victims and Witnesses Support Unit

4.9. OTHER ACHIEVEMENTS REALIZED BY NPPA

4.9.1. INTERNATIONAL COOPERATION

Between July and September 2020, in the area of Mutual Legal Assistance (MLA) in the investigation and prosecution of crimes, the Prosecutor General participated in national, regional and international meetings and received delegates from different countries, as follows:

- ✓ On 11 July 2020, the Prosecutor General, the Ombudsman and the Inspector General of Judiciary attended the synergy of Radio and TV program to discuss fighting corruption through efficient judicial systems.
- ✓ On 28 July 2020, NPPA organized a press conference, where the Prosecutor General together with the Secretary General of RIB explained the general picture of criminal prosecution.
- ✓ On 25 August 2020, the Prosecutor General received in his Office, Dr. Serge Brammertz the Prosecutor of International Residual Mechanism for Criminal Tribunals (IRMCT) and his delegation. They discussed matters of mutual benefits and committed themselves to continue enhancing cooperation.
- ✓ On 30 September 2020, the Prosecutor General received in his office Mr. Abubacar Marie Tambadou, Assistant SG and Registrar of IRMCT. Their discussion focused on matters of mutual benefits and committed themselves to continue enhancing cooperation.

4.9.2. OUTREACH AND PUBLIC RELATIONS PROGRAMME

The NPPA public relations and outreach programme seeks to build and maintain relationships with the public and create a positive image and reputation.

NPPA needs to engage the population in its daily activities in order to prevent and render the effective prosecution services. The feedback from the service beneficiaries is crucial for institution.

Since July to September 2020: different Radio and TV shows were organized, mainly on the prosecution of economic and financial crimes, sexual and GBV crimes, human trafficking, genocide ideology, etc.

4.9.3. RECEIVING AND RESOLVING COMPLAINTS FROM THE PUBLIC

From July to September 2020, the Inspectorate received and solved twenty-four (24) complaints from the public. During the same period, it also received and responded to forty-seven (47) letters.

4.9.4. INSPECTING FILES HANDLED BY PROSECUTORS

In August and September 2020, the Inspectorate inspected the quantity and quality of **23,869** cases handled by all prosecutors during the 2nd Semester of 2019-2020 (i.e January - June 2020) as follows:

- ✓ **16,853** cases handled by prosecutors at the primary level;
- ✓ **10,289** cases handled by prosecutors at the intermediate level;
- ✓ **40** cases handled by prosecutors at the national level.

4.9.5. CAPACITY DEVELOPMENT OF NPPA STAFF

Since July to September 2020, due to measures to fight against COVID-19, many efforts were put on developing capacity of staff through online training *via* Coursera in collaboration with RDB and were trained on how to join different programs offered by Coursera.

Since Mid-September until November 2020, 7 NPPA staff including 3 national prosecutors, 2 chief prosecutors, the advisor to the Prosecutor General and 1 assistant to prosecutor are attending a mediation course organized by the Supreme Court in collaboration with the Edwards Mediation Academy.

4.9.6. FUNDS DEPOSITED INTO PUBLIC TREASURY

From July to September 2020, NPPA deposited into public treasury, the total amount of **579,760,346 Frw** emanating from transactional fine, criminal records, files purchased, embezzled funds returned without trial and fine enforced without trial.

4.10. CHALLENGES ENCOUNTERED AND WAY FORWARD

➤ Challenges

- i.* Increase of received cases, where only in 3 months, **13,382** cases were received and we expect to receive more than **63,000** cases this year 2020-2021. Consequently, the increase of cases to be handled reduces the quality and the conviction rate;
- ii.* Only 10 crimes represent **90.3%** of all cases received, other remaining crimes take only **9.7%** of all cases;
- iii.* The criminality rate is highly increasing especially in Eastern and Southern Provinces;
- iv.* Prosecutors' limited skills in handling emerging crimes;
- v.* Insufficient number of investigators in Genocide Fugitive Tracking Unit (GFTU);
- vi.* Different issues are still pending in issuing the e-criminal record certificate related mainly to network, *Irembo* services, etc.

➤ Way Forward

- i.* Speed up the recruitment/appointment of additional prosecutors based on the new NPPA Organizational Chart;
- ii.* Involve all NPPA stakeholders in crime preventions based on key criminality drivers in the country especially in Eastern and Southern Provinces, where criminality rate is highly increasing;
- iii.* Invest in capacity development of prosecutors and assistants to prosecutors especially in handling emerging crimes;

- iv.* Reinforce the implementation of ADRs¹² to reduce cases filed before courts in order to save time spent in court hearing, by implementing and concentrate more time in handling cases;
- v.* Continue negotiation with RIB to avail some additional investigators;
- vi.* Continue working with RISA and *Irembo* to device strategies aiming to improve quality criminal records services.

5. CONCLUSION

From July to September 2020, due to the increase of cases received with constraints of limited human resources, more efforts were put on handling those cases in order to fight against backlogs, as shown by the percentage of case files handled (**75.4%**), during this period.

In this reporting period, emphasis was also placed on investigation and prosecution of economic and financial crimes, especially cases related to Auditor General's Report 2017-18.

Currently, strategies are in place to expedite the prosecution of emerging and other certain crimes with special consequences on citizen's life.

In the next quarters, NPPA will continue to emphasize on expediting the investigation and prosecution, improve the services provided by NPPA to the public with a view to reach its goals and to work closely with other public and private institutions to achieve NST₁ and Vision 2050 targets.

HAVUGIYAREMYE Aimable
Prosecutor General

¹² Alternative Dispute Resolutions.